





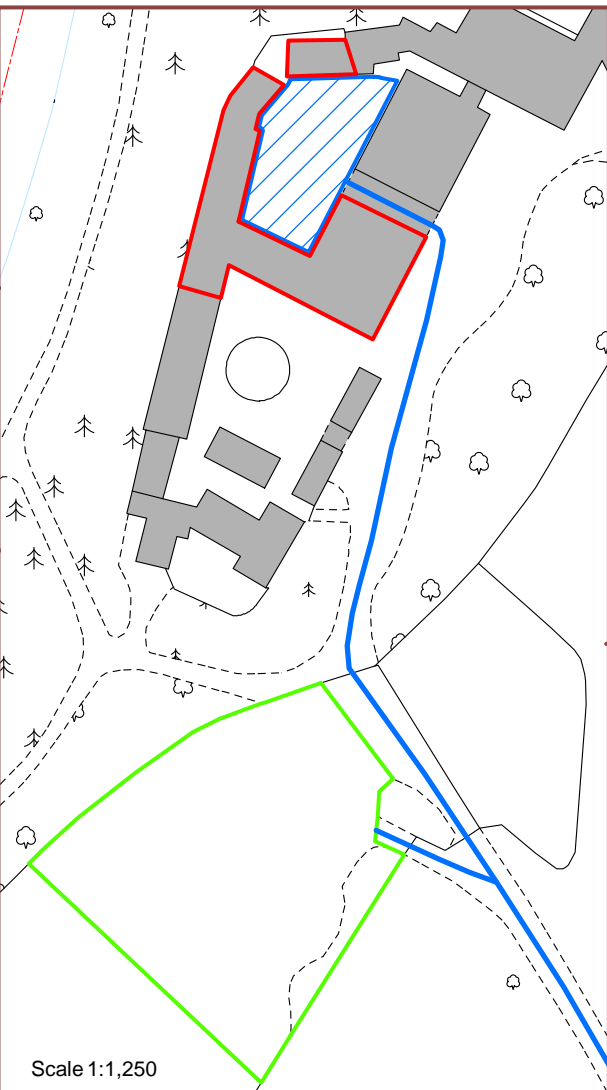


National Trust
Midlands Region

Shugborough: MUSEUM LEASE

KEY

-  Lease Area
-  Car Park
-  Short term parking for pick up/drop off only
-  Access Route



Scale 1:1,250

Data Date: 22/02/2016
Map Ref: S(SCC)3



Scale: 1:8,000 @ A4
Grid ref: 398,175 321,772
Print Date: 02/03/2016

Midlands: Attingham Consultancy Hub
Attingham Park, Shrewsbury,
Shropshire SY4 4TP
Telephone 01743 708134
debbysantry@nationaltrust.org.uk

